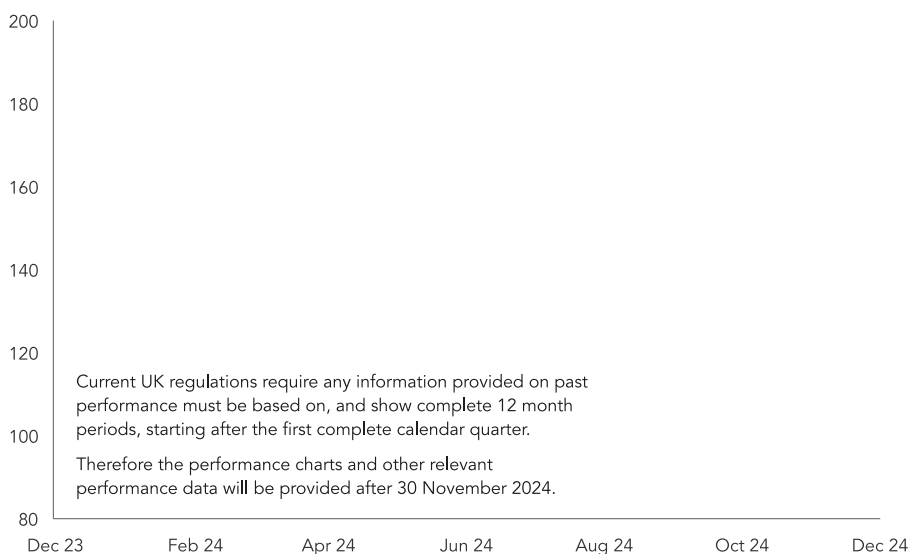


Ruffer Diversified Return International

SHARE PRICE PERFORMANCE SINCE LAUNCH ON 29 NOVEMBER 2023



Global asset markets started the year almost unanimously priced for a perfect soft landing, following the strong rally in both equities and bonds into the year end. This left scope for disappointment in January if either assumption of early interest rate cuts or steady growth were dialled back. In the end it was bonds that gave way as doubts emerged over the speed of likely US rate cuts, whilst equities in aggregate continued to make gains. Tensions in the Middle East remained high, leading to the oil price rising 6% and freight costs rising sharply to more than double the post-covid low seen in October. As yet this has had no impact on inflation expectations, with markets now convinced that this dragon has been slain.

The backup in bond yields, especially in the UK, meant that our remaining holding in long-duration UK inflation-linked bonds was a drag on performance. Having chosen to add risk into portfolios through a significant increase in bond duration in the final quarter of 2023, we took the profits on this position by the year end, adding instead to our net equity exposure this month, in light of continued US economic resilience. We believed yields had fallen too far, too fast, given our concerns over the likely stickiness and volatility of inflation, and so started this year with just a core holding in UK inflation-linked bonds. This was the largest detractor to performance in the month, but we see this as temporary volatility in a core element of our long-term inflation protections. Gold and gold equities also fell back in January.

Global equities were positive overall in January, with the S&P 500 hitting an all-time high during the month. However, it is worth remembering this merely constitutes a recovery from the 2022 bear market, with equities still broadly flat over the last two years and in our view does little to support the current, almost euphoric, levels of stock market positioning. Once again, as we saw last year, equity gains in January remained narrowly based. The S&P 500 rose 1.7% in the month, but the equal weighted version was in negative territory. There has also been what might be considered a worrying concentration of performance within the dominant mega-cap tech stocks. NVIDIA and Meta recorded double digit gains, but Tesla fell 20%, and Apple and Alphabet were flat to down. Elsewhere, investors continued to shun value, with the cheapest markets (China, emerging markets and the UK) all down on the month. For us, the UK appears anomalously undervalued while China now seems to be pricing in despair.

Overall, the big questions for investors remain unresolved. Most equity markets have now recovered their 2022 losses and are increasingly priced on the assumption that inflation will fall to target and stay there, without a decline in profit margins or economic growth. Bond markets appear to be more realistically pricing in a regime of higher interest rates, even if they show periods of over optimism. Has the Fed 'put' now been restored, with the central bank free to cut rates if growth falters, or will sticky and volatile inflation leave them facing more difficult choices? In other words, are equities and bonds still positively correlated or have we returned to the 'Goldilocks' conditions of the pre-covid era? We remain unconvinced that inflation has vanished for good and that there will be no lasting impact from higher interest rates. Therefore protection remains key to the Ruffer portfolio.

F CLASS JANUARY 2024

Share price	
F EUR cap	1.00
F USD cap	1.00

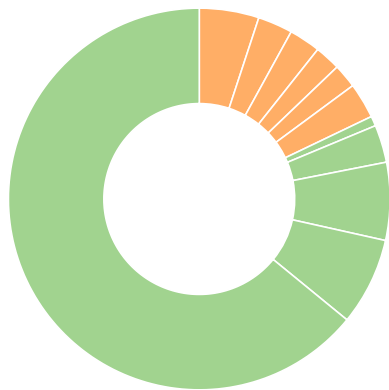
	Net	Gross
Duration (years)	2.9	3.1
Equity exposure %	21.3	17.3

INVESTMENT OBJECTIVE

To achieve positive returns in all market conditions over any 12 month period from an actively managed diversified portfolio. The fund may have exposure to the following asset classes: cash, debt securities of any type (including government and corporate debt), equities and equity related securities and commodities (including precious metals). Overriding this objective is a fundamental philosophy of capital preservation. Investors should note there can be no assurance the investment objective will be achieved.

Ruffer Diversified Return International 31 Jan 24

ASSET ALLOCATION



Asset allocation	%	Currency allocation	%
Short-dated bonds	64.1	Sterling	80.5
Long-dated index-linked gilts	7.4	Yen	13.7
Cash	6.6	US dollar	4.5
Gold exposure and gold equities	3.2	Euro	0.6
Index-linked gilts	0.8	Other	0.6
Credit and derivative strategies	-1.6	Geographical equity allocation	%
Energy equities	5.1	UK equities	6.2
Financials equities	2.9	Europe equities	6.1
Technology equities	2.7	North America equities	4.3
Commodity exposure	2.2	Asia ex-Japan equities	0.8
Healthcare equities	2.0		
Other equities	4.7		

5 LARGEST EQUITY HOLDINGS

Stock	% of fund
BP	2.7
Prosus	1.9
TotalEnergies	1.7
Cigna	1.0
TSMC ADR	0.8

Largest equity holdings exclude Ruffer funds | Source: Ruffer LLP | Totals may not equal 100 due to rounding

RUFFER LLP

Ruffer LLP manages investments on a discretionary basis for private clients, trusts, charities and pension funds. As at 31 December 2023, assets managed by the Ruffer Group exceeded \$30.2bn.

FUND SIZE \$115.9M

FUND INFORMATION

Maximum subscription fee %	5.0	
Minimum investment (or equivalent in other currency)	25m	
Ongoing Charges Figure %	0.86	
Cut offs	3pm Luxembourg time on valuation day	
Dealing frequency	Daily	
Ex dividend dates	Next NAV following the record date	
Pay dates	Within five business days after ex dividend date	
Record date	Third Monday of November	
Investment manager	Ruffer LLP	
Depository bank	Bank Pictet & Cie (Europe) A.G.	
Management company, administrative agent, registrar and transfer agent, paying and domiciliary agent	FundPartner Solutions (Europe) S.A.	
Auditors	Ernst & Young S.A.	
Structure	Sub-fund of Ruffer SICAV, a Luxembourg domiciled UCITS SICAV	
SFDR classification	Article 8	
Share class	ISIN	SEDOL
F EUR cap	LU2699370339	BRBR161
F USD cap	LU2699370255	BRBR172

INQUIRIES

Ruffer LLP
80 Victoria Street
London SW1E 5JL

rif@ruffer.co.uk
+44 (0)20 7963 8218
ruffer.co.uk/rdri

FUND TEAM



Ian Rees
FUND MANAGER

Joined Ruffer in 2012, after graduating from the University of Bath with an honours degree in economics. He is a CFA charterholder and co-manager of three of Ruffer's flagship funds.



Alex Lennard
FUND MANAGER

Joined Ruffer in 2006 after graduating from Exeter University with an honours degree in economics and finance. He is a member of the CISI. He is co-manager of two of Ruffer's flagship funds.



Fiona Ker
FUND MANAGER

Joined Ruffer in 2017 from Ernst & Young. She manages portfolios for institutions with a focus on international clients and is a member of the CISI and the Institute of Chartered Accountants for England & Wales.

GLOSSARY

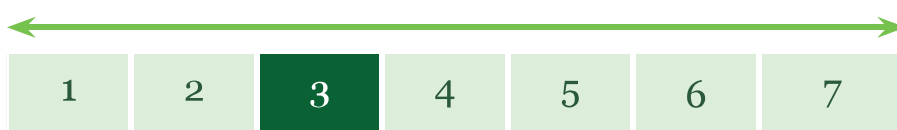
Duration measures the sensitivity of a bond or fixed income portfolio's price to changes in interest rates. The higher the duration, the more sensitive the price of portfolio is to changes in interest rates

DISCLAIMER

RISK INDICATOR FROM THE PRIIPS KEY INFORMATION DOCUMENT DATED 20 NOVEMBER 2023

LOWER RISK

HIGHER RISK



The risk indicator assumes you keep the product for 5 years.

The actual risk can vary significantly if you cash in at an early stage and you may get back less. The summary risk indicator is a guide to the level of risk of this product compared to other products. It shows how likely it is that the product will lose money because of movements in the markets or because we are not able to pay you. The essential risks of the investment fund lie in the possibility of depreciation of the securities in which the fund is invested. We have classified this product as 3 out of 7, which is a medium-low risk class. This rates the potential losses from future performance at a medium-low level, and poor market conditions are unlikely to impact our capacity to pay you. **Be aware of currency risk. You will receive payments in a different currency, so the final return you will get depends on the exchange rate between the two currencies. This risk is not considered in the indicator shown above.** Please refer to the prospectus for more information on the specific risks relevant to this product not included in the summary risk indicator. This product does not include complete protection from future market performance, so you could lose some or all of your investment. If we are not able to pay you what is owed, you could lose your entire investment.

This financial product pursues a strategy which complies with Article 8 of the EU's Sustainable Finance Disclosure Regulation (2019/2088). The product dedicates at least 75% of its net assets to investments used to promote environmental and social characteristics. The binding elements of the investment approach used to select the investments to achieve the characteristics promoted by the product use the exclusions of

- the lowest 20% scoring corporate issuers by industry based on identified environmental, social and governance-related criteria
- the lowest 20% scoring sovereign issuers based on identified environmental, social and governance-related criteria and
- corporate issuers that derive a significant proportion of their revenues from industries deemed to have a detrimental social or environmental impact.

The fund data displayed is designed only to provide summary information. This marketing communication does not explain the risks involved in investing in the fund. Any decision to invest must be based solely on the information contained in the Prospectus, Key Information Documents and the latest report and accounts. Ruffer SICAV is a Luxembourg UCITS and subject to Luxembourg law. Ruffer SICAV is authorised by and subject to the supervisory authority in Luxembourg, the CSSF, and is a scheme recognised by the UK's Financial Conduct Authority (FCA). Ruffer Diversified Return International is not registered for distribution in any country other than Belgium, Denmark, Finland, France, Germany, Ireland, Italy, Luxembourg, the Netherlands, Norway, Portugal, Spain, Sweden, Switzerland, the UK, and Jersey. Ruffer is not able to market Ruffer Diversified Return International (RDRI) in other countries, except under certain exemptions. Information on sustainability-related aspects under SFDR is provided at ruffer.co.uk/disclosures

RDRI is not a tracker fund and is actively managed. RDRI is managed in reference to a benchmark as its performance is measured against the MSCI ACWI, Bloomberg Global – Aggregate Total Return and HFRI Fund of Funds Composite. The base currency of the fund is GBP. Share classes denominated in other currencies are hedged to reduce the impact on your investment of movements in the exchange rate between the base currency of the fund (GBP) and the currency of the share class.

DISCLAIMER

Ruffer Diversified Return International's prospectus is provided in English and French; Key Information Documents are provided in a variety of languages and are available, along with the Prospectus on request or from ruffer.co.uk/rdri. A Summary of Investor Rights is available in English from group.pictet/asset-services/fundpartner-solutions. This marketing communication is not targeting a specific investor type. The fund is open to both retail and professional investors depending on jurisdiction. In line with the Prospectus, it is possible, at any one time, RDRI may invest more than 35% of its assets in transferable securities issued or guaranteed by an EEA state, one or more local authorities, a third country or a public international body to which one or more EEA States belong. The only aforementioned securities where Ruffer would currently consider holding more than 35% would be UK or US government issued transferable securities. This investment concerns the acquisition of units in a fund, and not in a given underlying asset such as shares of a company, as these are only the underlying assets owned by the fund. Future performance is subject to taxation which depends on the personal situation of each investor and which may change in the future.

The views expressed in this marketing communication are not intended as an offer or solicitation for the purchase or sale of any investment or financial instrument. The views reflect the views of Ruffer at the date of this marketing communication and, whilst the opinions stated are honestly held, they are not guarantees and should not be relied upon and may be subject to change without notice. The information contained in this marketing communication does not constitute investment advice and should not be used as the basis of any investment decision. References to specific securities are included for the purposes of illustration only and should not be construed as a recommendation to buy or sell these securities. Ruffer has not considered the suitability of this fund against any specific investors needs and/or risk tolerance. If you are in any doubt, please speak to your financial adviser. Ruffer or FundPartner Solutions (Europe) S.A may terminate arrangements for marketing of the fund under new Cross-border Distribution Directive denotification process.

Notice for Investors in Switzerland: Ruffer Diversified Return International's prospectus, Key Information Documents, articles of association and the annual and semi-annual reports are available free of charge at the office of the Swiss representative: FundPartner Solutions (Suisse) S.A., Route des Acacias 60 CH – 1211 Geneva 73. Ruffer SICAV's paying agent in Switzerland is Banque Pictet & Cie S.A. of the same address.