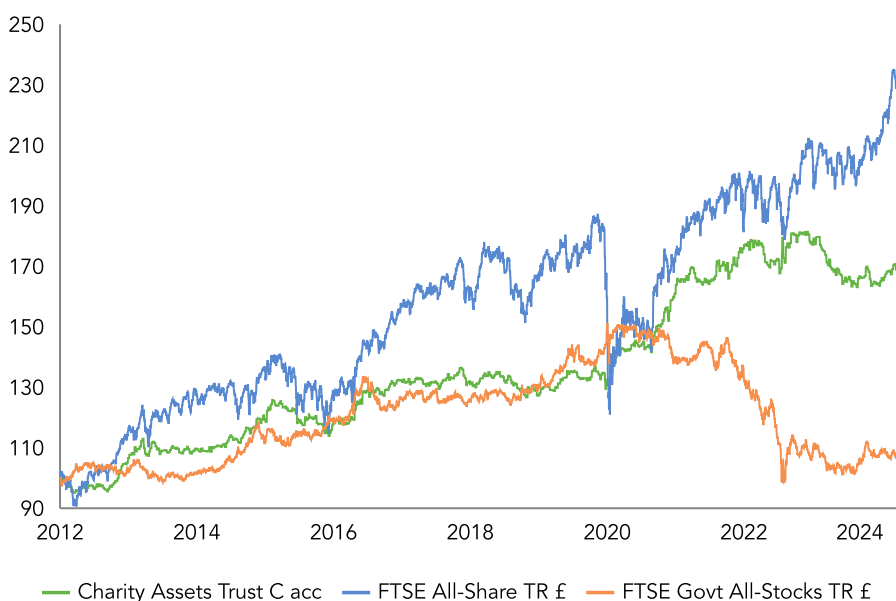


Charity Assets Trust

SHARE PRICE PERFORMANCE SINCE LAUNCH ON 8 MARCH 2012



Positive corporate earnings, easing geopolitical tensions, and better inflation data in the US helped equities and bonds rise in May. Investors pivoted from fears of a reacceleration (which drove April's sell-off) back to hopes of a benign disinflation, albeit at a slower pace than was expected at the start of the year. The Federal Reserve all but ruled out interest rate hikes at their May meeting, pushing equity indices back to all-time highs. However, the latter half of May was less friendly to asset prices as we saw yields rising, some sector weakness in equity markets and volatility moving off its lows.

The fund protected investors in April as markets fell and it continued to deliver positive performance in May. Precious metals exposure (to which we added, and then took profits within the month) delivered a strong contribution as silver and platinum rallied 16% and 11% respectively. Chinese stocks were mixed but individual holdings such as Alibaba delivered gains alongside tech (where we have some exposure via TSMC and Amazon). In fixed income, we rotated part of our UK inflation-linked bond exposure into US 10 year inflation-linked treasuries (TIPS), which proved helpful as yields have remained higher in the UK following a hotter inflation print.

Our derivative positions detracted from performance – namely the credit protections, as corporate spreads tightened. After four consecutive positive months, oil fell 7% in May, as geopolitical tensions eased. This hurt the fund's energy equities. The portfolio's yen and US dollar exposure also dragged on performance, as sterling strengthened following the announcement of a general election that could deliver some political certainty, amidst signs of a more robust UK economy.

Acknowledging that equity markets had weathered the April showers and the passing of several risk events (inflation and labour market data, Bank of Japan intervention, liquidity contractions), we have slightly increased the gross risk of the portfolio. We added about 5% to our equity exposure, took the position in 10 year TIPS to over 11% and made further additions to precious metals. To maintain portfolio balance, we also added to the protective assets in the portfolio. Given spreads remain near record lows, despite signs of weakening economic fundamentals in the US, we increased our credit protection. We also took on more yen exposure, viewing it as a two-way asset that can work in a benign environment of falling US yields, or as a powerful protection in a risk-off event.

Whilst some position sizes in the portfolio are now higher, we remain cautious overall. We maintain conviction that the path for a soft landing is narrow, as we head towards a summer of uncertainty driven by elections, central bank policy decisions, liquidity risks, and a softening US economy. However, attractive risk-reward can be found in growth assets across certain geographies and sectors, whilst the cost of protection remains at multi-decade lows. This all helps in building a balanced portfolio of offsetting and asymmetric assets.

C CLASS MAY 2024

Performance C acc %	GBP
May	-0.1
Year to date	-0.3
1 year	-1.0
3 years pa	-0.2
5 years pa	5.5
10 years pa	4.3
Since inception pa	4.4

Share price, p

C GBP acc	168.42
C GBP inc	134.18
Dividend yield	2.78

	Net	Gross
Duration (years)	2.9	3.0
Equity exposure %	20.2	22.4

C acc GBP	Volatility %	Sharpe	Sortino
3 years	5.7	-0.5	-0.6
5 years	6.7	0.6	0.9
10 years	6.0	0.5	0.9
Since inception	5.8	0.6	1.0

12 month performance to 31 March 2024

%	2020	2021	2022	2023	2024
CAT C acc	4.5	21.8	8.0	1.0	-7.3
FTSE All-Share TR £	-18.5	26.7	13.0	2.9	8.4
FTSE Gt All-Stocks TR £	9.9	-5.5	-5.1	-16.3	-0.0

One to twelve month performance figures are cumulative, all others are annualised. Source: Ruffer LLP, FTSE International. Ruffer performance is shown after deduction of all fees and management charges, and on the basis of income being reinvested. Past performance is not a guide to future performance. The value of the shares and the income from them can go down as well as up and you may not get back the full amount originally invested. The value of overseas investments will be influenced by the rate of exchange.

INVESTMENT OBJECTIVE

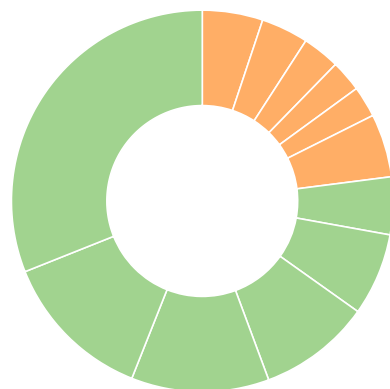
The fund will follow an 'absolute return' investment strategy. This means the Manager will not endeavour to track or 'outperform' a specific benchmark or stock market index, but instead seek to generate consistent positive returns regardless of the prevailing market conditions. The Manager expresses its absolute return approach through two principal investment objectives for the fund: 1) preservation of capital, which the Manager defines as not losing money on a rolling 12 month basis and 2) delivering consistent positive returns (through a combination of capital and income) greater than the return on cash (as defined by the Bank of England Bank Rate).

RESPONSIBLE INVESTMENT POLICY

The fund has strict restrictions on investment in alcohol, armaments, gambling, pornography, predatory lending, tobacco, oil sands and thermal coal. It also follows a proactive voting and engagement approach with companies held within the fund. The fund is monitored against UN Global Compact principles, MSCI's ESG Metrics and the managers also monitor the fund's carbon metrics.

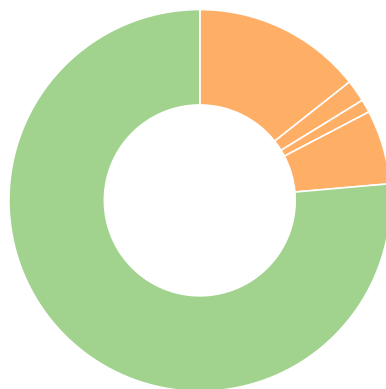
Charity Assets Trust 31 May 24

ASSET ALLOCATION



Asset allocation	%
Short-dated bonds	31.0
Credit and derivative strategies	12.9
Non-UK index-linked	11.7
Gold and precious metals exposure	9.5
Cash	7.0
Long-dated index-linked gilts	4.9
Financials equities	5.1
Consumer discretionary equities	4.0
Energy equities	3.2
Healthcare equities	2.7
Other equities	7.4
Commodity exposure	0.6

CURRENCY ALLOCATION



Currency allocation	%
Sterling	76.4
Yen	14.3
Euro	1.9
Hong Kong dollar	1.1
Other	6.3

Geographical equity allocation	%
UK equities	9.2
Europe equities	5.6
North America equities	5.1
Asia ex-Japan equities	2.5

5 LARGEST EQUITY HOLDINGS

Stock	% of fund
BP	2.1
Prudential	1.2
Cigna	1.0
Amazon	1.0
Citigroup	1.0

The credit and derivatives strategies allocation is calculated using market value. In some cases, this allocation might be negative due to the nature of how the instruments, in particular credit default swaps, are priced. Largest equity holdings exclude Ruffer funds | Source: Ruffer LLP | Totals may not equal 100 due to rounding

RUFFER LLP

Ruffer LLP manages investments on a discretionary basis for private clients, trusts, charities and pension funds. As at 30 April 2024, assets managed by the Ruffer Group exceeded £22.1bn.

FUND SIZE £609.5M

FUND INFORMATION

Annual management charge %	1.0 + VAT	
Maximum initial charge %	1.0	
Minimum investment (or equivalent in other currency)	£500	
Ongoing Charges Figure %	1.15	
Cut offs	12.00pm on Wednesday (where this is a business day) and the last business day of the month	
Dealing frequency	Weekly forward, every Wednesday where this is a business day, plus the last business day of the month	
Ex dividend dates	15 Jan, 15 Apr, 15 Jul, 15 Oct	
Pay dates	15 Mar, 15 Jun, 15 Sep, 15 Dec	
Investment adviser	Ruffer AIFM Limited	
Investment manager	Ruffer AIFM Limited	
Administrator	Bank of New York Mellon (International) Limited	
Custodian	Bank of New York Mellon SA/NV	
Trustee	BNY Mellon Fund & Depository (UK) Ltd	
Legal advisers	Eversheds Sutherland (International) LLP	
Auditors	Ernst & Young UK LLP	
Structure	Common Investment Fund established under section 24 of The Charities Act 1993	
Unit classes	Accumulation and income	
Share class	ISIN	SEDOL
C GBP acc	GB00B740TC99	B740TC9
C GBP inc	GB00B7F77M57	B7F77M5

ENQUIRIES

Ruffer LLP
80 Victoria Street
London SW1E 5JL

Ajay Johal
ajohal@ruffer.co.uk
+44 (0)20 7963 8040

DEALING LINE

0344 892 0906

FUND TEAM



Jasmine Yeo
FUND MANAGER

Joined Ruffer in 2017, having graduated with a degree from Warwick Business School. She is a member of the CISI, and co-manager of two of Ruffer's flagship funds and Ruffer's investment trust.



Ian Rees
FUND MANAGER

Joined Ruffer in 2012, after graduating from the University of Bath with an honours degree in economics. He is a CFA charterholder and co-manager of three of Ruffer's flagship funds.



Jos North
FUND MANAGER

Joined Ruffer in 2012 and now leads Ruffer's UK institutional business, including UK defined benefit, defined contribution and local government pension schemes, and UK charities. He is a member of the CISI and co-manages two of Ruffer's flagship funds.



Ajay Johal
FUND SPECIALIST

Joined Ruffer in 2014 from Barclays Wealth, moving to the charities team in 2019. He holds a degree in history and sociology from the University of Warwick and is a member of the CISI.

GLOSSARY

Volatility measures the extent to which returns vary over a given period. High volatility means returns have been more variable over time

Duration measures the sensitivity of a bond or fixed income portfolio's price to changes in interest rates. The higher the duration, the more sensitive the price or portfolio is to changes in interest rates

UK Bank Rate the rate the Bank of England charges banks and financial institutions for loans with a maturity of one day

Sharpe ratio measures the performance of an investment, adjusting for the amount of risk taken (compared to risk-free). The higher the ratio, the better the returns compared to the risk taken

Sortino ratio measures the extra return an investment makes for each unit of bad risk (the chance of losing money below a certain target)

This financial promotion is issued by Ruffer LLP, 80 Victoria Street, London SW1E 5JL. Ruffer LLP is authorised and regulated by the Financial Conduct Authority. © Ruffer LLP 2024

DISCLAIMER

Eligible charities are those registered as a charity with the Charity Commission for England and Wales, the Office of the Scottish Charity Regulator and/or Inland Revenue Charities, Bootle, Merseyside (including charities established in Northern Ireland), or exempt from registration with the Charity Commission by virtue of the Charities Act 1993 (as amended).

The views expressed in this report are not intended as an offer or solicitation for the purchase or sale of any investment or financial instrument. The views reflect the views of Ruffer LLP at the date of this document and, whilst the opinions stated are honestly held, they are not guarantees and should not be relied upon and may be subject to change without notice. The information contained in this document does not constitute investment advice and should not be used as the basis of any investment decision. References to specific securities are included for the purposes of illustration only and should not be construed as a recommendation to buy or sell these securities. Ruffer LLP has not considered the suitability of this fund against any specific investor's needs and/or risk tolerance. If you are in any doubt, please speak to your financial adviser. The fund data displayed is designed only to provide summary information and the report does not explain the risks involved in investing in the fund. Any decision to invest must be based solely on the information contained in the Scheme Particulars, Key Information Document and the latest report and accounts. The Charity Assets Trust is an unregulated collective investment scheme (UCIS) available only to eligible charities as defined above.

FTSE® is a trade mark of the London Stock Exchange Group companies and is used by FTSE International Limited under licence. All rights in the FTSE indices and/or FTSE ratings vest in FTSE and/or its licensors. Neither FTSE nor its licensors accept any liability for any errors or omissions in the FTSE indices and/or FTSE ratings or underlying data and no party may rely on any FTSE indices, ratings and/or underlying data contained in this communication. No further distribution of FTSE Data is permitted without FTSE's express written consent. FTSE does not promote, sponsor or endorse the content of this communication. This financial promotion is issued by Ruffer LLP, 80 Victoria Street, London SW1E 5JL. Ruffer LLP is authorised and regulated by the Financial Conduct Authority. © Ruffer LLP 2024

